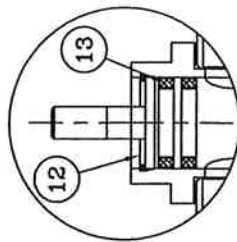
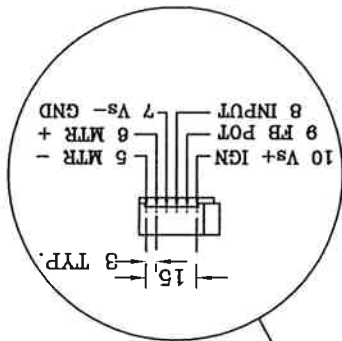
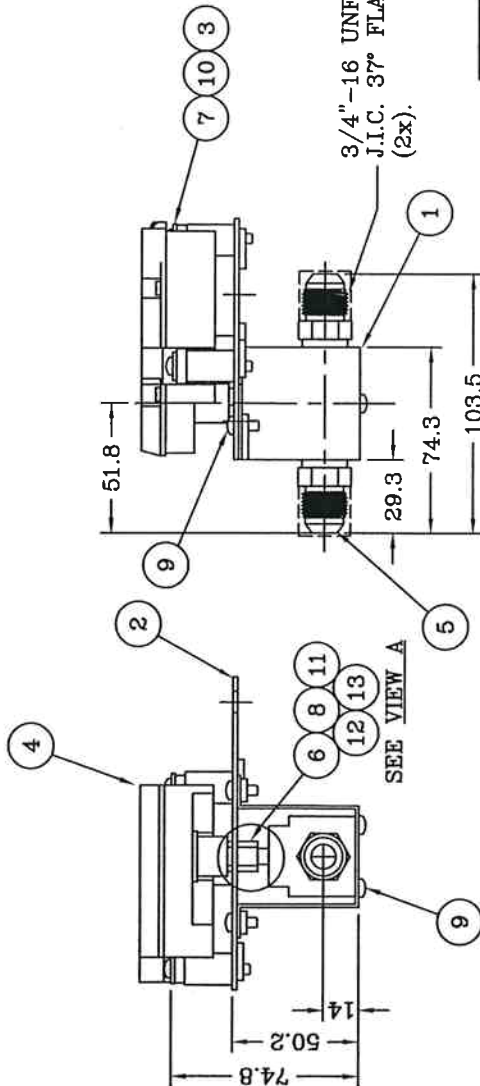
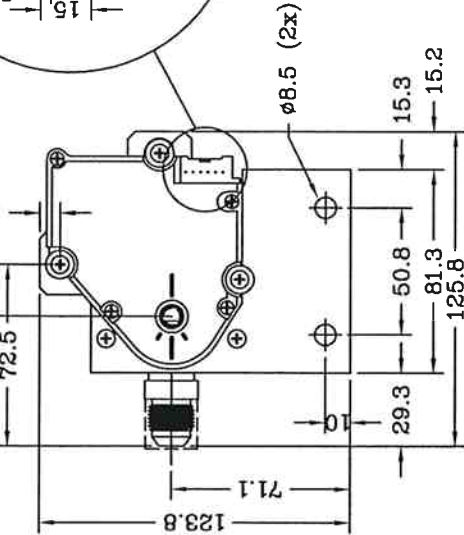


THIS DRAWING / DESIGN IS STRICTLY CONFIDENTIAL & THE
 COPYRIGHT THEREIN THE EXCLUSIVE PROPERTY OF
MOBILE CLIMATE CONTROL INC.
 AND MAY NOT BE USED OR COPIED OR EXHIBITED WITHOUT
 THEIR WRITTEN PERMISSION

WITH VALVE OPEN,
 FLAT ON SHAFT
 FACES THIS DIRECTION.



VIEW A
 (2:1)



3/4"-16 UNF-2A THD.
 J.I.C. 37° FLARE-MALE
 (2x).

SEE VIEW A

NOTES:

1. APPLY RED LOCITITE TO SET-SCREW.
2. OBSERVE PROPER VALVE POSITION WHEN ASSEMBLING.
3. VALVE MTG. BRKT. MADE FROM 14GA. (2mm) C.R.S. AND FINISHED IN BLACK SEMI-GLOSS EPOXY POWDER COAT.
4. VALVE TO BE SUPPLIED WITH PROTECTIVE PLASTIC CAPS.
5. APPLY DOW-CORNING #111 VALVE LUBRICANT TO VALVE CORE (External Wall) AND VALVE BODY (Internal Wall). ENSURE THAT THOSE PARTS ARE EVENLY AND WELL COATED.



SYM	PCS	PART NO.	DESCRIPTION
13	1	27-0708	VALVE CORE
12	2	29-0091	#112 O-RING
11	1	29-0092	RETAINING RING
10	3	29-0561	8-32x1.25" S.S. PAN HEAD PHIL.
9	5	29-0562	8-32x3/8" S.S. PAN HEAD PHIL.
8	1	29-0560	SET SCREW (10-32x3/16" S.S.)
7	3	29-0250	.75" NYLON SPACER SLEEVE
6	1	29-0540	SHAFT ADAPTER
5	1	27-2122	VALVE BODY
4	1	25-1113	MOTOR ACTUATOR 12V
3	3	29-0557	M4 S.S. WASHER
2	1	24-4063	ACTUATOR MTG. PLATE
1	1	24-4064	VALVE BRACKET

CHECK BY: <i>CA.</i> DATE: <i>Aug 9/07</i>		SCALE: NTS	BY: LY
26-0897		DATE: FEB 06, 2001	REV: 1
2-WAY MOTORIZED VALVE ASS'Y.		DWG: P3-12549	

Mobile Climate Control Inc.
 Toronto - Ontario - Canada



THIS PRINT IS PROVIDED ON A RESTRICTED BASIS AND IS NOT TO BE USED IN ANY WAY DETRIMENTAL TO THE INTEREST OF MOBILE CLIMATE CONTROL INC.

REVISED PER	ECN #	DATE	BY	REVISION
1	6311	AUG 08/07	RL	