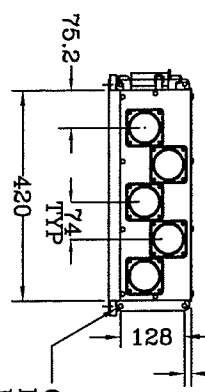
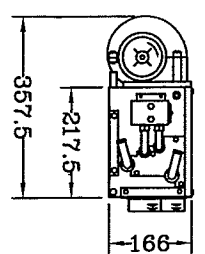
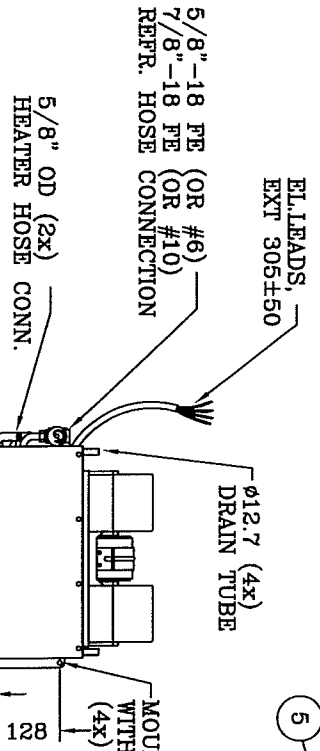
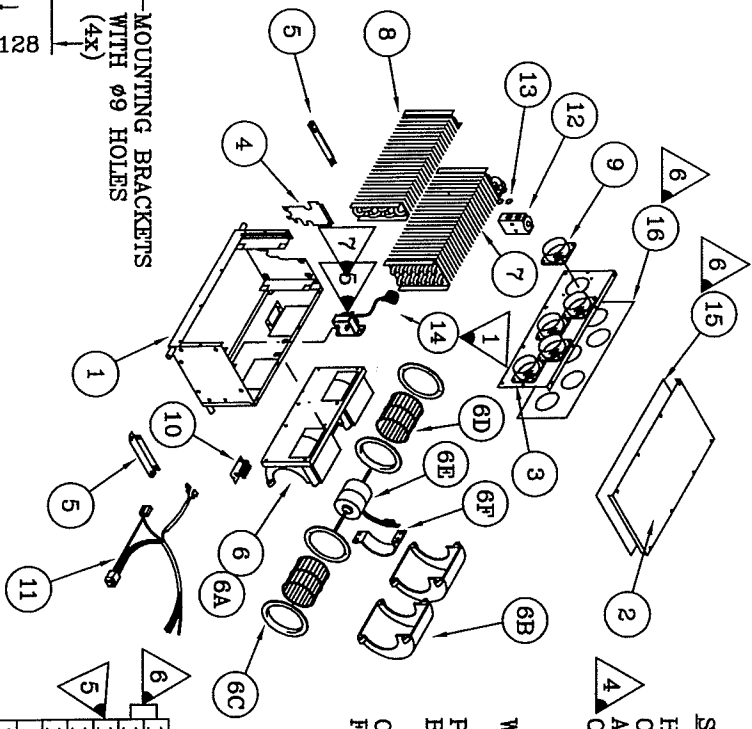
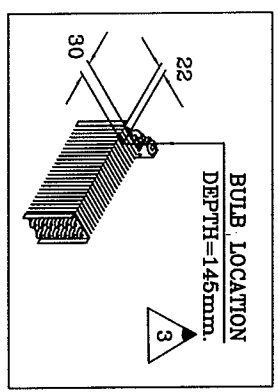


THIS DRAWING / DESIGN IS STRICTLY CONFIDENTIAL & THE COPYRIGHT THEREIN THE EXCLUSIVE PROPERTY OF **MOBILE CLIMATE CONTROL INC.** AND MAY NOT BE USED OR COPIED OR EXHIBITED WITHOUT THEIR WRITTEN PERMISSION

- EL. CONNECTION**
- ORANGE - HIGH
  - RED - MEDIUM
  - YELLOW - LOW
  - BLACK - GROUND
  - WHITE - TO THERMOSTAT
  - BLUE - TO THERMOSTAT



OPTIONAL POSITION FOR MOUNTING BRACKETS



**SPECIFICATIONS:**

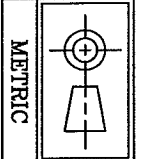
- HEATING - 10500 W (36000 BTU/H)
- COOLING - 8350 W (28500 BTU/H)
- AIRFLOW - 785 m<sup>3</sup>/h (450 CFM)
- CURRENT - LOW SPEED 7.7 AMPS @13.5V
- MED SPEED 10.5 AMPS @13.5V
- HIGH SPEED 17.7 AMPS @13.5V
- WEIGHT - 8.6 KG (19 LBS.)

PERMANENT MAGNET MOTOR WITH BALL BEARING.

CASING MADE OF 18GA (1.25mm) CRS. AND FINISHED IN BLACK SEMI-GLOSS POWDER COAT.

16	1	28-0921	INSULATION 1/8"
15	1	28-0920	INSULATION 1/8"
14	1	25-1183	THERMOSTAT
13	2	27-0602	O-RING #8
12	1	26-0190	BLOCK VALVE
11	1	25-0671	WIRING HARNESS
10	1	25-0136	RESISTOR 12V
9	5	23-0125	HOSE ADAPTER 2.5"
8	1	22-0348	HEATER COIL
7	1	21-0091	EVAPORATOR COIL
6F	1	25-0271	MOTOR MOUNT
6E	1	25-0645	MOTOR 12V
6D	2	25-0200	BLOWER WHEEL
6C	2	25-0060	VENTURI
6B	1	25-0348	HOUSING TOP
6A	1	25-0048	BLOWER HOUSING
5	2	24-0017	COIL COVER 12V
4	1	24-0017	COIL COVER (H)
3	1	24-0013	COVER
2	1	24-0028	COVER
1	1	24-0027	CASING

7	REVISED PER EGN #5412	NOV 06/07	GM
6	REVISED PER EGN #4896	MAY 09/08	IK
5	REVISED PER EGN #3987	APR 11/08	BY
4	REVISED PER DOR #2928	SEP 6/01	MS
3			
2			
1			



CHECK BY: *GM* DATE: *Nov 6/07*

Mobile Climate Control Inc.  
Toronto - Ontario - Canada

13-2503  
HEATER-AC 12V

SCALE: NTS  
DATE: MAR 24, 1997  
BY: DP  
DWR: P3-4872  
REV: 7